

Synteko AB
Olof Wijks väg 9
444 65 Jörlanda
SWEDEN

Eurofins Product Testing A/S
Smedeskovvej 38
8464 Galten
Denmark

CustomerSupport@eurofins.com
www.eurofins.com/VOC-testing

VOC EMISSION TEST REPORT


Indoor Air Comfort GOLD[®]

28 May 2020

1 Sample Information

Sample name	Genuine NAKED 1K
Batch no.	2002.48
Production date	21/11/2019
Product type	Coating
Sample reception	17/12/2019


2 Brief Evaluation of the Results

Regulation or protocol	Conclusion	Version of regulation or protocol
French VOC Regulation		Regulation of March and May 2011 (DEVL1101903D and DEVL1104875A)
French CMR components	Pass	Regulation of April and May 2009 (DEVP0908633A and DEVP0910046A)
Italian CAM	Pass	Decree 11 January 2017 (GU n.23 del 28-1-2017)
ABG	Pass	Anforderungen an bauliche Anlagen bezüglich des Gesundheitsschutzes (ABG), Entwurf 31.08.2017/August 2018 (AgBB)
Belgian Regulation	Pass	Royal decree of May 2014 (C-2014/24239)
EMICODE	EC 1	April 2019
Indoor Air Comfort [®]	Pass	Indoor Air Comfort 6.0 of February 2017
Indoor Air Comfort GOLD [®]	Pass	Indoor Air Comfort GOLD 6.0 of February 2017
BREEAM International	Exemplary Level	BREEAM International New Construction v2.0 (2016)

Full details based on the testing and direct comparison with limit values are available in the following pages



Peter Alexander Skov
Analytical Chemist, MSc. Eng. Chemistry



Rasmus Stengaard Christensen
Analytical Service Manager, MSc in Chemistry

Table of contents

1	Sample Information	1
2	Brief Evaluation of the Results	1
3	Applied Test Methods	3
3.1	General Test References	3
3.2	Specific Laboratory Sampling and Analyses	3
4	Test Parameters, Sample Preparation and Deviations	4
4.1	VOC Emission Chamber Test Parameters	4
4.2	Preparation of the Test Specimen	4
4.3	Picture of Sample	4
4.4	Deviations from Referenced Protocols and Regulations	4
5	Results	5
5.1	VOC Emission Test Results of Blank with Substrate	5
5.2	VOC Emission Test Results after 3 Days	6
5.3	VOC Emission Test Results after 28 Days	8
6	Summary and Evaluation of the Results	10
6.1	Comparison with Limit Values of the French VOC Regulation	10
6.2	Comparison with Limit Values of the CMR Components	10
6.3	Comparison with Limit Values of the Italian CAM Regulation	11
6.4	Comparison with Limit Values of AgBB/ABG	12
6.5	Comparison with Limit Values of the Belgian Regulation	12
6.6	Comparison with Limit Values of EMICODE	13
6.7	Comparison with Limit Values of Indoor Air Comfort®	13
6.8	Comparison with Limit Values of Indoor Air Comfort Gold®	14
6.9	Comparison with Limit Values of BREEAM International	14
6.10	Comparison with Limit Values of LEED v4.1	14
7	Appendices	15
7.1	Chromatogram of VOC Emissions after 3 Days	15
7.2	Chromatogram of VOC Emissions after 28 Days	15
7.3	How to Understand the Results	16
7.4	Applied LCI and NIK Values	17
7.5	Description of VOC Emission Test	18
7.6	Quality Assurance	20
7.7	Accreditation	20
7.8	Uncertainty of the Test Method	20

3 Applied Test Methods

3.1 General Test References

Regulation, protocol or standard	Version	Reporting limit VOC [$\mu\text{g}/\text{m}^3$]	Calculation of TVOC	Combined uncertainty ^a [RSD(%)]
EN 16516	October 2017	5	Toluene equivalents	22%
ISO 16000 -3 -6 -9 -11	2006-2011 depending on part	2	Toluene equivalents	22%
ASTM D5116-10	2010	-	-	-
Specifications Indoor Air Comfort Gold	6.0 of February 2017	5	Toluene equivalents	22%
French VOC Classes	Regulation of March and May 2011 (DEVL1101903D and DEVL1104875A)	2	Toluene equivalents	22%
French CMR	Regulation of April and May 2009 (DEVP0908633A and DEVP0910046A)	1	Toluene equivalents	22%
Italian CAM	Decree 11 January 2017. Section 2.3.5.5	2	Toluene equivalents	22%
AgBB	August 2018	5	Compound Specific	22%
AgBB/ABG	31.08.2017	5	Compound Specific	22%
Belgian VOC	Royal decree of May 2014 (C - 2014 / 24239)	5	Toluene equivalents	22%
EMICODE	April 2019	5	Toluene equivalents	22%
BREEAM International	BREEAM International New Construction v2.0 (2016)	-	-	-
LEED v4.1	July 2019	-	-	-

3.2 Specific Laboratory Sampling and Analyses

Procedure	External Method	Internal SOP	Quantification limit / sampling volume	Analytical principle	Uncertainty ^a [RSD(%)]
Sample preparation	ISO 16000-11:2006, EN16402:2013, CDPH:2017, AgBB:2018, EMICODE:2019	71M549810	-	-	-
Emission chamber testing	ISO 16000-9:2006, EN 16516:2017	71M549811	-	Chamber and air control	-
Sampling of VOC	ISO 16000-6:2011, EN 16516:2017	71M549812	5 L	Tenax TA	-
Analysis of VOC	ISO 16000-6:2011, EN 16516:2017	71M542808B	1 $\mu\text{g}/\text{m}^3$	ATD-GC/MS	10%
Sampling of aldehydes	ISO 16000-3:2011, EN 16516:2017	71M549812	35 L	DNPH	-
Analysis of aldehydes	ISO 16000-3:2011, EN 717-1:2004, EN 16516:2017	71M548400	3-6 $\mu\text{g}/\text{m}^3$	HPLC-UV	10%
Sampling of phthalates*	ISO 16000-33:2017, MEL-09:2003	71M546060	60 L	XAD-2	-
Analysis of phthalates*	ISO 16000-33:2017	71M546060	0.6 $\mu\text{g}/\text{m}^3$	GC/MS	10%

The results are only valid for the tested sample(s).

This report may only be copied or reprinted in its entirety, parts of it only with a written acceptance by Eurofins.

4 Test Parameters, Sample Preparation and Deviations

4.1 VOC Emission Chamber Test Parameters

Parameter	Value	Parameter	Value
Chamber volume, V[L]	119	Preconditioning period	-
Air Change rate, $n[h^{-1}]$	0.5	Test period	29/01/2020 - 26/02/2020
Relative humidity of supply air, RH [%]	50 ± 3	Area specific ventilation rate, $q [m/h \text{ or } m^3/m^2/h]$	1.19
Temperature of supply air, T [°C]	23 ± 1	Loading factor [m^2/m^3]	0.42

4.2 Preparation of the Test Specimen

The sample was homogenised and applied onto a glass plate.

Number of Layers	Application amount per layer, g/m^2	Drying time, h
2	100	2

4.3 Picture of Sample



4.4 Deviations from Referenced Protocols and Regulations

No deviations from the referenced test methods were observed except the general deviations.

4.4.1 General Deviations

Method	Deviation details	Impact on results or correction
French VOC and French CMR §	The worst case application amount has been used.	The results may be different than if the calculated dry-film thickness was used as application amount.

The results are only valid for the tested sample(s).

This report may only be copied or reprinted in its entirety, parts of it only with a written acceptance by Eurofins.

5 Results

5.1 VOC Emission Test Results of Blank with Substrate

	CAS No.	Retention time [min]	ID-Cat	Specific Conc. [µg/m ³]	Toluene eq. [µg/m ³]	Specific SER [µg/(m ² ·h)]
VOC with NIK/LCI						
Acetic acid * a	64-19-7	2.15	2	89	89	110
VOC without NIK/LCI						
Not identified *						
Sum of VOC without NIK/LCI				< 5	< 5	< 6
VVOC compounds						
None determined						
TVVOC				< 5	< 5	< 6
SVOC compounds						
None determined						
TSVOC				< 5	< 5	< 6
Carcinogens						
Total carcinogens				< 1	< 1	< 2
Aldehydes						
Formaldehyde	50-00-0		1	< 3		< 4
Acetaldehyde	75-07-0		1	< 3		< 4
Propionaldehyde	123-38-6		1	< 3		< 4
Butyraldehyde	123-72-8		1	< 3		< 4
Acrolein *	107-02-8		1	< 5		< 6
2-Butenal *	123-73-9		1	< 5		< 6
Glutaraldehyde *	111-30-8		1	< 5		< 6
Octanal *	124-13-0		1	< 5		< 6
Nonanal *	124-19-6		1	< 5		< 6
Decanal *	112-31-2		1	< 5		< 6

The results are only valid for the tested sample(s).

This report may only be copied or reprinted in its entirety, parts of it only with a written acceptance by Eurofins.

5.2 VOC Emission Test Results after 3 Days

	CAS No.	Retention time [min]	ID-Cat	Specific Conc. [µg/m³]	Toluene eq. [µg/m³]	Specific SER [µg/(m²·h)]	R _D	R _B
VOC with NIK/LCI								
Acetic acid * ^{a b}	64-19-7	2.15	1	< 5	< 5	< 6		
Triethylamine *	121-44-8	2.89	1	100	27	120	1.7	1.7
Dipropylene glycolmethylether *	34590-94-8	8.85	1	67	28	80	0.022	0.022
2-Ethylhexanoic acid * ^e	149-57-5	10.32	1	5.6	< 5	6.7	0.037	0.037
Decamethylcyclopentasiloxane *	541-02-6	10.65	1	9.7	16	12	0.0065	0.0065
Butyldiglycol *	112-34-5	11.17	1	2800	900	3300	4.1	4.1
VOC without NIK/LCI								
Not identified *		2.96	4	5.9	5.9	7.1		
Not identified *		11.22	4	21	21	25		
Not identified *		11.31	4	6.7	6.7	8.0		
Not identified *		11.43	4	5.2	5.2	6.1		
Sum of VOC without NIK/LCI				38	38	46		
VVOC compounds								
None determined								
TVVOC				< 5	< 5	< 6		
SVOC compounds								
None determined								
TSVOC				< 5	< 5	< 6		
Carcinogens								
Total carcinogens				< 1	< 1	< 2		
Aldehydes								
Formaldehyde	50-00-0		1	< 3		< 4		
Acetaldehyde	75-07-0		1	< 3		< 4		
Propionaldehyde	123-38-6		1	10		12	0.013	0.013
Butyraldehyde	123-72-8		1	< 3		< 4		
Acrolein *	107-02-8		1	< 5		< 6		
2-Butenal *	123-73-9		1	< 5		< 6		
Glutaraldehyde *	111-30-8		1	< 5		< 6		
Octanal *	124-13-0		1	< 5		< 6		

The results are only valid for the tested sample(s).

This report may only be copied or reprinted in its entirety, parts of it only with a written acceptance by Eurofins.

	CAS No.	Retention time [min]	ID-Cat	Specific Conc. [µg/m ³]	Toluene eq. [µg/m ³]	Specific SER [µg/(m ² .h)]	R _D	R _B
Nonanal *	124-19-6		1	< 5		< 6		
Decanal *	112-31-2		1	< 5		< 6		
R-values							5.9	5.9
TVOC				3000	1000	3600		

5.3 VOC Emission Test Results after 28 Days

	CAS No.	Retention time [min]	ID-Cat	Specific Conc. [µg/m³]	Toluene eq. [µg/m³]	Specific SER [µg/(m²·h)]	R _D	R _B
VOC with NIK/LCI								
Acetic acid * a b	64-19-7	2.06	2	< 5	< 5	< 6		
Triethylamine *	121-44-8	2.93	1	30	13	36	0.50	0.50
Butyldiglycol *	112-34-5	11.28	1	190	57	220	0.28	0.28
VOC without NIK/LCI								
None determined								
Sum of VOC without NIK/LCI				< 5	< 5	< 6		
VVOC compounds								
None determined								
TVVOC				< 5	< 5	< 6		
SVOC compounds								
None determined								
TSVOC				< 5	< 5	< 6		
Carcinogens								
Total carcinogens				< 1	< 1	< 2		
CMR substances								
Benzene	71-43-2		1	< 1		< 2		
Trichloroethylene	79-01-6		1	< 1		< 2		
Dibutylphthalate (DBP)*	84-74-2		1	< 1		< 2		
Diethylhexylphthalate (DEHP)*	117-81-7		1	< 1		< 2		
Aldehydes								
Formaldehyde	50-00-0		1	< 3		< 4		
Acetaldehyde	75-07-0		1	< 3		< 4		
Propionaldehyde	123-38-6		1	6.3		7.5	0.0084	0.0084
Butyraldehyde	123-72-8		1	< 3		< 4		
Acrolein *	107-02-8		1	< 5		< 6		
2-Butenal *	123-73-9		1	< 5		< 6		
Glutaraldehyde *	111-30-8		1	< 5		< 6		
Octanal *	124-13-0		1	< 5		< 6		
Nonanal *	124-19-6		1	< 5		< 6		
Decanal *	112-31-2		1	< 5		< 6		





The results are only valid for the tested sample(s).

This report may only be copied or reprinted in its entirety, parts of it only with a written acceptance by Eurofins.

	CAS No.	Retention time [min]	ID-Cat	Specific Conc. [µg/m³]	Toluene eq. [µg/m³]	Specific SER [µg/(m²·h)]	R _D	R _B
R-values							0.79	0.79
TVOC				220	70	260		
TVOC (French label)					73			
Toluene	108-88-3			< 2	< 2	< 3		
Tetrachloroethylene	127-18-4			< 2	< 2	< 3		
Ethylbenzene	100-41-4			< 2	< 2	< 3		
Xylene	1330-20-7			< 2	< 2	< 3		
Styrene	100-42-5			< 2	< 2	< 3		
2-Butoxyethanol	111-76-2			< 2	< 2	< 3		
1,2,4-Trimethylbenzene	95-63-6			< 2	< 2	< 3		
1,4-Dichlorobenzene	106-46-7			< 2	< 2	< 3		

6 Summary and Evaluation of the Results

6.1 Comparison with Limit Values of the French VOC Regulation

	CAS No.	Conc. 28 days $\mu\text{g}/\text{m}^3$	 $\mu\text{g}/\text{m}^3$	 $\mu\text{g}/\text{m}^3$	 $\mu\text{g}/\text{m}^3$	 $\mu\text{g}/\text{m}^3$
TVOC	-	73	>2000	<2000	<1500	<1000
Formaldehyde	50-00-0	< 3	>120	<120	<60	<10
Acetaldehyde	75-07-0	< 3	>400	<400	<300	<200
Toluene	108-88-3	< 2	>600	<600	<450	<300
Tetrachloroethylene	127-18-4	< 2	>500	<500	<350	<250
Ethylbenzene	100-41-4	< 2	>1500	<1500	<1000	<750
Xylene	1330-20-7	< 2	>400	<400	<300	<200
Styrene	100-42-5	< 2	>500	<500	<350	<250
2-Butoxyethanol	111-76-2	< 2	>2000	<2000	<1500	<1000
1,2,4-Trimethylbenzene	95-63-6	< 2	>2000	<2000	<1500	<1000
1,4-Dichlorobenzene	106-46-7	< 2	>120	<120	<90	<60

The product was assigned a VOC emission class without taking into account the measurement uncertainty associated with the result. As specified in French Decree no. 2011-321 of March 23 2011, correct assignment of the VOC emission class is the sole responsibility of the party responsible for distribution of the product in the French market.

6.2 Comparison with Limit Values of the CMR Components

CMR substances	CAS No.	Conc. 28 days $\mu\text{g}/\text{m}^3$	Max. allowed air concentration $\mu\text{g}/\text{m}^3$
Benzene	71-43-2	< 1	< 1
Trichloroethylene	79-01-6	< 1	< 1
Dibutylphthalate (DBP)*	84-74-2	< 1	< 1
Diethylhexylphthalate (DEHP)*	117-81-7	< 1	< 1

The results are only valid for the tested sample(s).

This report may only be copied or reprinted in its entirety, parts of it only with a written acceptance by Eurofins.

6.3 Comparison with Limit Values of the Italian CAM Regulation

	CAS No.	Conc. 28 days µg/m³	Limit value 28 days µg/m³
TVOC	-	73	<1500
Formaldehyde	50-00-0	< 3	<60
Acetaldehyde	75-07-0	< 3	<300
Toluene	108-88-3	< 2	<450
Tetrachloroethylene	127-18-4	< 2	<350
Ethylbenzene	100-41-4	< 2	<1000
Xylene	1330-20-7	< 2	<300
Styrene	100-42-5	< 2	<350
2-Butoxyethanol	111-76-2	< 2	<1500
1,2,4-Trimethylbenzene	95-63-6	< 2	<1500
1,4-Dichlorobenzene	106-46-7	< 2	<90
Benzene	71-43-2	< 1	<1
Trichloroethylene	79-01-6	< 1	<1
Dibutylphthalate (DBP)*	84-74-2	< 1	<1
Diethylhexylphthalate (DEHP)*	117-81-7	< 1	<1

The product was assigned a VOC emission class without taking into account the measurement uncertainty associated with the result.

6.4 Comparison with Limit Values of AgBB/ABG

Parameter	Test after 3 days		Test after 28 days	
	Concentration mg/m ³	Limit Value mg/m ³	Concentration mg/m ³	Limit Value mg/m ³
TVOC	3.0	≤ 10	0.22	≤ 1.0
TSVOC	< 0.005	-	< 0.005	≤ 0.1
R-value (dimensionless)	5.9	-	0.79	≤ 1
Sum of VOC without NIK/LCI	0.038	-	< 0.005	≤ 0.1
Formaldehyde	-	-	< 0.003	≤ 0.1
Total carcinogens	< 0.001	≤ 0.01	< 0.001	≤ 0.001

Compliance with the limits alone does not replace an approval or voluntary documentation by a Technical Assessment Body according to the Construction Product Regulation. This requires an application and approval. See www.eurofins.com/dibt-procedures.

6.5 Comparison with Limit Values of the Belgian Regulation

Parameter	Test after 28 days	
	Concentration µg/m ³	Limit Value µg/m ³
TVOC (EN 16516)	70	≤ 1000
TSVOC	< 5	≤ 100
R-value (dimensionless)	0.79	≤ 1
Total carcinogens	< 1	≤ 1
Toluene	< 5	≤ 300
Formaldehyde	< 3	≤ 100
Acetaldehyde	< 3	≤ 200

6.6 Comparison with Limit Values of EMICODE

Parameter	Concentration $\mu\text{g}/\text{m}^3$	EC 2 $\mu\text{g}/\text{m}^3$	EC 1 $\mu\text{g}/\text{m}^3$	EC 1 PLUS $\mu\text{g}/\text{m}^3$
TVOC 3 days (EN 16516)	1000	≤ 3000	≤ 1000	≤ 750
TVOC 28 days (EN 16516)	70	≤ 300	≤ 100	≤ 60
TSVOC 28 days (EN 16516)	< 5	≤ 100	≤ 50	≤ 40
Sum without NIK/LCI 28 days	< 5	>40		≤ 40
R-value 28 days (dimensionless)	0.78	>1		≤ 1
Formaldehyde 3 days	< 3	≤ 50		
Acetaldehyde 3 days	< 3	≤ 50		
Sum Formaldehyde + Acetaldehyde [ppm]	< 0.005	≤ 0.05		
Sum carcinogens 3 days	< 1	≤ 10		
Sum carcinogens 28 days	< 1	≤ 1		

This test report does not alone entitle to use the protected trademark label EMICODE. For the use of an EMICODE label a license has to be applied for at the GEV, Düsseldorf, Germany. A license can only be granted for ready-to use products, if some additional requirements on contents of certain chemicals (e.g. solvent-free) are fulfilled.

6.7 Comparison with Limit Values of Indoor Air Comfort®

	Test after 3 days		Test after 28 days	
	Concentration $\mu\text{g}/\text{m}^3$	Limit Value $\mu\text{g}/\text{m}^3$	Concentration $\mu\text{g}/\text{m}^3$	Limit Value $\mu\text{g}/\text{m}^3$
TVOC (EN 16516)	1000	≤ 10000	70	≤ 1000
TSVOC	< 5	-	< 5	≤ 100
R _D -value (NIK) (dimensionless)	5.9	-	0.79	≤ 1
R _B -value (LCI) (dimensionless)	5.9	-	0.79	≤ 1
Sum of VOC without NIK/LCI	38	-	< 5	≤ 100
Total carcinogens	< 1	≤ 10	-	-
Any individual carcinogens	-	-	< 1	≤ 1
CMR substances	-	-	< 1	≤ 1
Formaldehyde	< 3	-	< 3	≤ 60
Acetaldehyde	< 3	-	< 3	≤ 200
French A+/A	-	-	Complies	

Compliance with the limits alone does not entitle to use the Indoor Air Comfort label. This requires an application, site inspection, and approval. See www.eurofins.com/iac-procedures.

6.8 Comparison with Limit Values of Indoor Air Comfort Gold®

	Test after 3 days		Test after 28 days	
	Concentration µg/m ³	Limit Value µg/m ³	Concentration µg/m ³	Limit Value µg/m ³
TVOC (EN 16516)	1000	≤ 1000	70	≤ 100
TSVOC	< 5	-	< 5	≤ 50
R_D-value (NIK) (dimensionless)	5.9	-	0.79	≤ 1
R_B-value (LCI) (dimensionless)	5.9	-	0.79	≤ 1
Sum of VOC without NIK/LCI	38	-	< 5	≤ 50
Total carcinogens	< 1	≤ 10	-	-
Any individual carcinogens	-	-	< 1	≤ 1
CMR substances	-	-	< 1	≤ 1
Formaldehyde	< 3	≤ 50	< 3	≤ 10
Acetaldehyde	< 3	≤ 50	< 3	≤ 50
French A+	-	-	Complies	

Compliance with the limits alone does not entitle to use the Indoor Air Comfort GOLD label. This requires an application, site inspection, and approval. See www.eurofins.com/iac-procedures.

6.9 Comparison with Limit Values of BREEAM International

Parameter	Concentration mg/m ³	Basic Level mg/m ³	Exemplary Level mg/m ³
Formaldehyde 28 days	< 0.003	≤ 0.06	≤ 0.01
TVOC (EN 16516) 28 days	0.070	≤ 1.0	≤ 0.3
TSVOC 28 days	< 0.005	-	≤ 0.1
total carcinogens 28 days	< 0.001	≤ 0.001	≤ 0.001

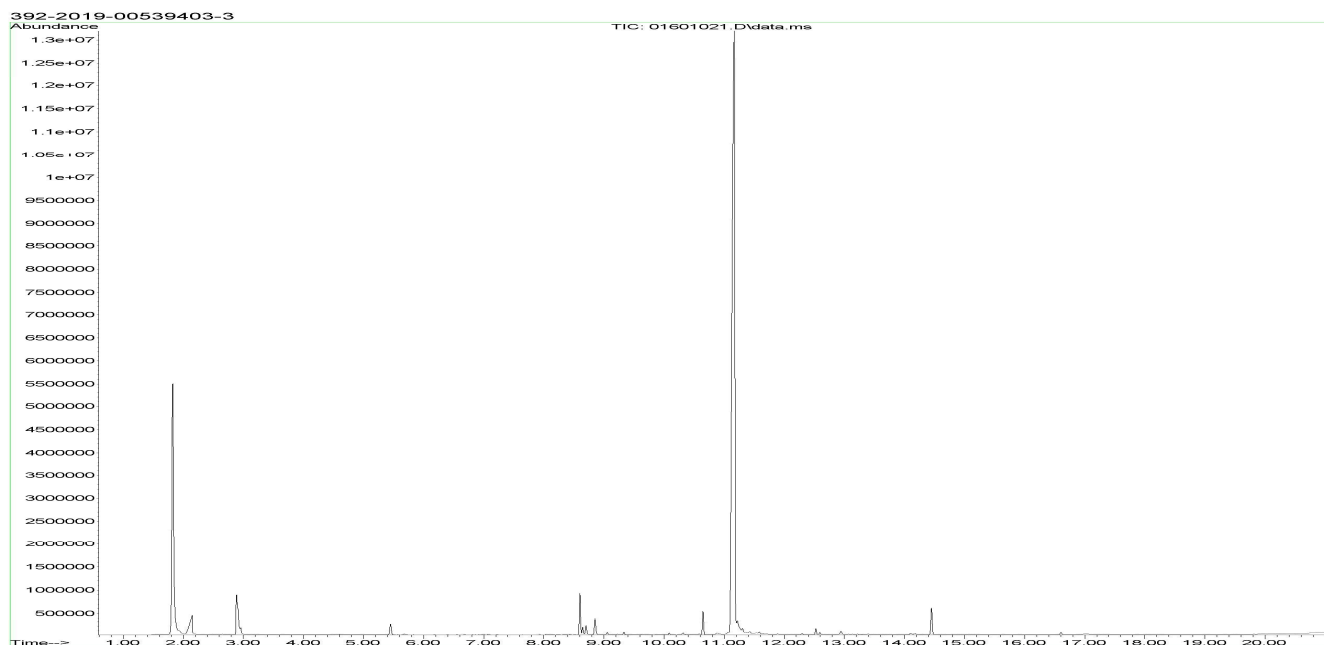
6.10 Comparison with Limit Values of LEED v4.1

Parameter	Test after 28 days	
	Concentration µg/m ³	Limit Value µg/m ³
TVOC (EN 16516)	70	-
Formaldehyde	< 3	≤ 10
Single VOC's with LCI value (AgBB 2018)	Complies	≤ LCI

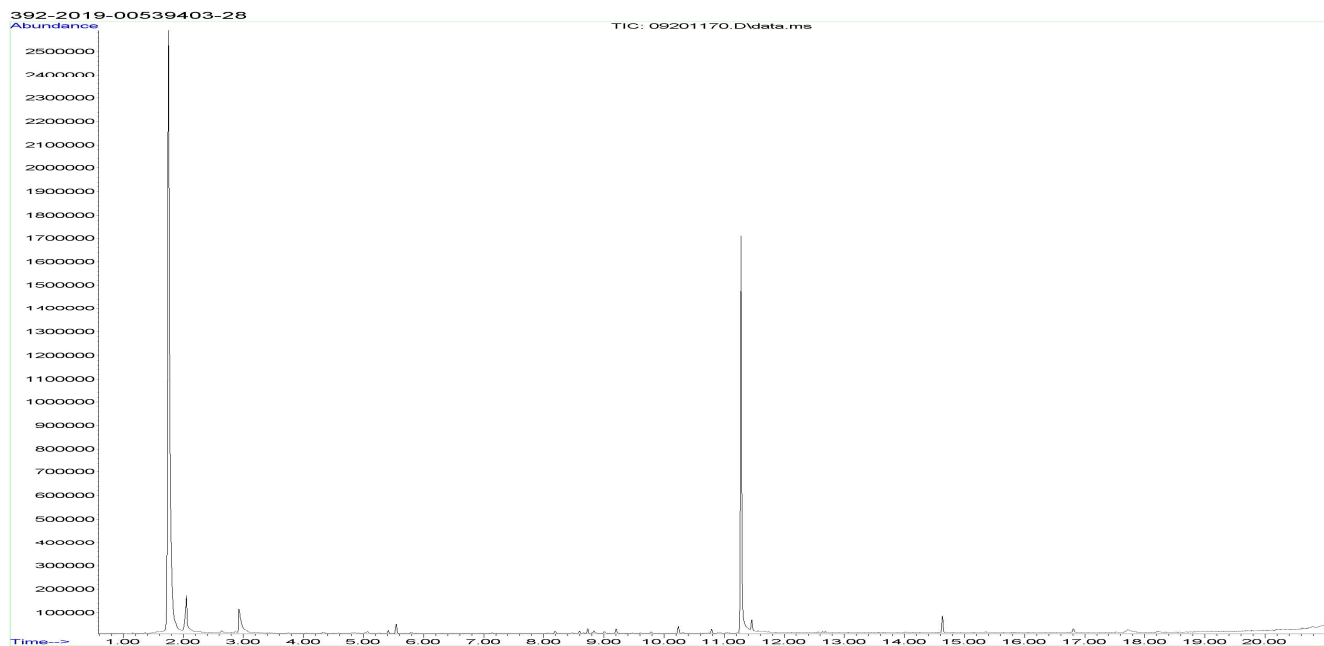
The tested product is purely shown to comply with the VOC emission requirements of LEED v4.1. In order to contribute towards satisfying fully the credit on "Low-Emitting Material" according to the requirements of LEED v4.1, the product also has to comply with the VOC content requirements.

7 Appendices

7.1 Chromatogram of VOC Emissions after 3 Days



7.2 Chromatogram of VOC Emissions after 28 Days



Please consider the different scales.

The results are only valid for the tested sample(s).

This report may only be copied or reprinted in its entirety, parts of it only with a written acceptance by Eurofins.

7.3 How to Understand the Results

7.3.1 Acronyms Used in the Report

- < Means less than
- > Means bigger than
- * Not a part of our accreditation
- ⌘ Please see section regarding uncertainty in the Appendices.
- § Deviation from method. Please see deviation section
- a The method is not optimal for very volatile compounds. For these substances smaller results and a higher measurement uncertainty cannot be ruled out.
- b The component originates from the substrate and is thus removed.
- c The results have been corrected by the emission from the substrate.
- d Very polar organic compounds are not suitable for reliable quantification using tenax TA adsorbent and HP-5 GC column. A high degree of uncertainty must be expected.
- e The component may be overestimated due to contribution from the system
SER Specific Emission Rate.

7.3.2 Explanation of ID Category

Categories of Identity:

- 1: Identified by comparison with a mass spectrum obtained from library and supported by other information and quantified through specific calibration.
- 2: Identified by comparison with a mass spectrum obtained from library and supported by other information. Quantified as toluene equivalent.
- 3: Identified with a lower match by comparison with a mass spectrum obtained from a library. Quantified as toluene equivalent.
- 4: Not identified, quantified as toluene equivalent.

7.4 Applied LCI and NIK Values

7.4.1 LCI/NIK Values for Compounds found after 3 Day Measurements

Compound	CAS No.	AgBB 2018 NIK [µg/m ³]	Belgian NIK [µg/m ³]
Acetic acid *	64-19-7	1200	1200
Triethylamine *	121-44-8	60	60
Dipropylene glycolmethylether *	34590-94-8	3100	3100
2-Ethylhexanoic acid *	149-57-5	150	150
Decamethylcyclopentasiloxane *	541-02-6	1500	1500
Butyldiglycol *	112-34-5	670	670
Propionaldehyde	123-38-6	750	750

7.4.2 LCI/NIK Values for Compounds found after 28 Day Measurements

Compound	CAS No.	AgBB 2018 NIK [µg/m ³]	Belgian NIK [µg/m ³]
Acetic acid *	64-19-7	1200	1200
Triethylamine *	121-44-8	60	60
Butyldiglycol *	112-34-5	670	670
Propionaldehyde	123-38-6	750	750

7.5 Description of VOC Emission Test

7.5.1 Test Chamber

The test chamber is made of stainless steel. A multi-step air clean-up is performed before loading the chamber, and a blank check of the empty chamber is performed.

The chamber operation parameters are as described in the test method section. (EN 16516, ISO 16000-9, internal method no.: 71M549811).

7.5.2 Expression of the Test Results

All test results are calculated as specific emission rate, and as extrapolated air concentration in the European Reference Room (EN 16516, AgBB, EMICODE, M1 and Indoor Air Comfort).

7.5.3 Testing of Carcinogenic VOCs

The emission of carcinogens (EU Categories C1A and C1B, as per European law) is tested by drawing sample air from the test chamber outlet through Tenax TA tubes after the specified duration of storage in the ventilated test chamber. Analysis is performed by ATD-GC/MS (automated thermal desorption coupled with gas chromatography and mass spectroscopy using 30 m HP-5 (slightly polar) column with 0.25 mm ID and 0.25 µm film, Agilent) (EN 16516, ISO 16000-6, internal methods no.: 71M549812 / 71M542808B).

All identified carcinogenic VOCs are listed; if a carcinogenic VOC is not listed then it has not been detected. Quantification is performed using the TIC signal and authentic response factors, or the relative response factors relative to toluene for the individual compounds.

This test only covers substances that can be adsorbed on Tenax TA and can be thermally desorbed. If other emissions occur, then these substances cannot be detected (or with limited reliability only).

7.5.4 Testing of VOC, SVOC and VVOC

The emissions of volatile organic compounds are tested by drawing sample air from the test chamber outlet through Tenax TA tubes after the specified duration of storage in the ventilated test chamber. Analysis is performed by ATD-GC/MS using HP-5 column (30 m, 0.25mm ID, 0.25µm film) (EN 16516, ISO 16000-6, internal methods no.: 71M549812 / 71M542808B).

All single substances that are listed with a LCI/NIK value in the latest publications (hereafter referred to as target compounds) are identified if present. All other appearing VOCs are identified as far as possible. Quantification of target compounds is done using the TIC signal and authentic response factors, or the relative response factors relative to toluene. For certain compound groups, which differ significantly in chemistry from toluene, quantification is performed relative to a representative member of the group for more accurate and precise results. This can include quantification of for example glycols and acids. In addition to that, all results are also expressed in toluene equivalents. All non-target compounds, as well as all non-identified substances, are quantified in toluene equivalents.

The results of the individual substances are calculated in three groups depending on their retention time when analyzing using a non-polar column (HP-1):

- Volatile Organic Compounds (VOC) are defined as: All substances eluting between and including n-hexane (n-C6) and n-hexadecane (n-C16)
- Semi-Volatile Organic Compounds (SVOC) are defined as: All substances eluting after n-hexadecane (n-C16) and before and including n-docosane (n-C22)
- Very Volatile Organic Compounds (VVOC) are defined as: All substances eluting before n-hexane (n-C6).

Total Volatile Organic Compounds (TVOC) is calculated by summation of all individual VOCs with a concentration $\geq 5 \mu\text{g}/\text{m}^3$. The TVOC can be expressed either in toluene equivalents as defined in EN 16516 and similar to ISO 16000-6, or as the sum of concentrations using specific or relative response factors. In the case of summation of concentrations using authentic or relative response factors, the toluene equivalent is applied to all non-target and non-identified VOCs before summing up. Compounds regarded as VOC in line with the above definition but elute before n-C6 or after n-C16 on the HP-5 column are treated as VOC, and are thus added to the TVOC.

Total Semi-Volatile Organic Compounds (TSVOC) is calculated by the summation of all individual SVOCs expressed in toluene equivalents with a concentration $\geq 5 \mu\text{g}/\text{m}^3$, as defined in EN 16516. VOCs that are regarded as VOC in line with the above definition, but elute after n-C16 in this test, are not added to the TSVOC.

Total Very Volatile Organic Compounds (TVVOC) is calculated by the summation of all individual VVOCs with a concentration $\geq 5 \mu\text{g}/\text{m}^3$ and expressed in toluene equivalents. VOCs that are regarded as VOC in line with the above definition, but elute before n-C6 in this test, are not added to the TVVOC.

This test only covers substances which can be adsorbed on Tenax TA and can be thermally desorbed. If emissions of substances outside these specifications occur then these substances cannot be detected (or with limited reliability only).

7.5.5 Calculation of R Values with LCI Lists

The concentrations of detected compounds $\geq 5 \mu\text{g}/\text{m}^3$ are divided by their respective LCI/NIK value (if defined in the given publication). The sum of the quotients gives the R value, which can be mathematically expressed:

$$R = \sum_i^n \left(\frac{c_i}{\text{NIK}_i} + \dots + \frac{c_n}{\text{NIK}_n} \right)$$

This R value is calculated, depending on the purpose of this test, for the European LCI list, for the German LCI/NIK list (R_D), and/or for the Belgian LCI list (R_B).

All VOCs without published LCI/NIK value and concentration $\geq 5 \mu\text{g}/\text{m}^3$ are summed up as sum of VOCs without LCI/NIK if required by the standard or protocol.

7.5.6 Testing of Aldehydes

The presence of aldehydes is tested by drawing air samples from the test chamber outlet through DNPH-coated silicagel tubes after the specified duration of storage in the ventilated test chamber. Analysis is performed by solvent desorption and subsequently by HPLC and UV-/diode array detection.

The absence of formaldehyde and other aldehydes is stated if UV detector response at the specific wavelength is lacking at the specific retention time in the chromatogram. Otherwise it is checked whether the reporting limit is exceeded. In this case the identity is finally checked by comparing full scan sample UV spectra with full scan standard UV spectra.

7.5.7 Testing of Phthalates

The presence of phthalates is tested by drawing air samples from the test chamber outlet through tube with XAD-II adsorbent after the specified duration of storage in the ventilated test chamber. Analysis is performed by solvent desorption and subsequently by GC/MS. Analysis of phthalates is not currently covered by the accreditation (Internal methods no.: 71M549812 / 71M546060).

7.6 Quality Assurance

Before loading the test chamber, a blank check of the empty chamber is performed and compliance with background concentrations in accordance with EN 16516 / ISO 16000-9 is determined.

Air sampling at the chamber outlet and subsequent analysis is performed in duplicate. Relative humidity, temperature and air change rate in the chambers is logged every 5 minutes and checked daily. A double determination is performed on random samples at a regular interval and results are registered in a control chart to ensure the uncertainty and reproducibility of the method.

The stability of the analytical system is checked by a general function test of device and column, and by use of control charts for monitoring the response of individual substances prior to each analytical sequence.

7.7 Accreditation

The testing methods described above are accredited on line with EN ISO/IEC 17025 by DANAK (no. 522). This accreditation is valid worldwide due to mutual approvals of the national accreditation bodies (ILAC/IAF, see also www.eurofins.com/galten.aspx#accreditation).

Not all parameters are covered by this accreditation. The accreditation does not cover parameters marked with an asterisk (*), however analysis of these parameters is conducted at the same level of quality as for the accredited parameters.

7.8 Uncertainty of the Test Method

The relative standard deviation of the overall analysis is 22%. The expanded uncertainty U_m equals 2 x RSD. For further information please visit www.eurofins.dk/uncertainty.